



Ideal for use with Bison Pedestals, Bison Wood Tiles can be laid in a parquet pattern or mixed with other paving stones for a unique look. These woods provide warmth, excellent resistance to weather, and architectural charm to rooftop decks. All Bison Wood Tiles are made from tropical hardwoods and are the ideal long-lasting, low maintenance decking alternative.

Bison Wood Tiles for use with Bison Pedestals Specification SECTION 061500 Wood Decking

PART 1 GENERAL

1.1 SECTION INCLUDES

- A. Bison Wood Tiles for use with pedestals or traditional joist systems.

1.2 RELATED SECTIONS

**** NOTE TO SPECIFIER **** Delete any sections below not relevant to this project; add others as required.

- A. Section 061533 - Wood Patio Decking
- B. Section 064013 - Exterior Architectural Woodwork
- C. Section 075000 - Membrane Roofing
- D. Section 077246 - Roof Walkways
- E. Section 077616 - Roof Deck Pavers
- F. Section 096900 - Access Flooring

1.3 REFERENCES

**** NOTE TO SPECIFIER **** Delete references from the list below that are not actually required by the text of the edited section.

All Species:

- A. ASTM E 108-07a – Standard Test Method for Fire Tests of Roof Coverings
- B. ASTM E 84-08a* – Standard Test Method for Surface Burning Characteristics of Building Materials (NFPA 255, ANSI/UL 723 & UBC 8-1) (*N/A for Cumaru Wood Tiles)
- C. ASTM C 1028-07 – Static Coefficient of Friction
- D. ASTM E 2322-03 – Standard Test Method for Conducting Transverse and Concentrated Loads in Floor and Roof Construction

Select Species:

- E. ASTM C 1371-04a – Thermal Hemispherical Emittance (New/Weathered Ipê)
- F. ASTM E 1980-11/ASTM C 1549-09 – Solar Reflectance Near Ambient Temperature Using a Portable Solar Reflectometer (New/Weathered Ipê)
- G. ASTM E 72-10 – Uniform Transverse Loads (Massaranduba)
- H. LARR 26041 – Versadjust™ Adjustable Pedestal System, Bison Ipê Wood Tiles

1.4 SUBMITTALS

- A. Submit under provisions of Section 013300.
- B. Product Data: Manufacturer's data sheets on each product to be used, including:
 - 1. Storage/Handling requirements and recommendations.
 - 2. Installation methods.
- C. Shop Drawings: Submit shop drawings detailing the installation methods. Coordinate placement with locations noted on the Contract Drawings.

1.5 QUALITY ASSURANCE

- A. Manufacturer Qualifications:
 - 1. All primary products specified in this section will be supplied by a single Manufacturer with five (5) years of experience minimum.
- B. Installer Qualifications:
 - 1. Bison recommends the Installer have a minimum of two (2) years proven construction experience, be capable of estimating and building from blueprint plans and details, determining elevations, and properly handling materials. All work must comply with the Bison Innovative Products installation application procedures for pedestals specified herein.
- C. Special Considerations:
 - 1. The Contractor assumes the responsibility for and must take into consideration the structural capability and adequacy of the structure to carry the dead and live load weight(s) involved, and when appropriate, make sure that the density of any insulation is satisfactory to resist crushing and damaging the waterproofing membrane.

**** NOTE TO SPECIFIER **** Include a mock-up if the project size and/or quality warrant taking such a precaution. The following is one example of how a mock-up on a large project might be specified. When deciding on the extent of the mock-up, consider all the major different types of work on the project.

- D. Mock-Up: Provide a mock-up for evaluation of surface preparation techniques and application workmanship.
 - 1. Finish areas designated by Architect.
 - 2. Do not proceed with remaining work until workmanship is approved by Architect.
 - 3. Refinish mock-up area as required to produce acceptable work.

1.6 DELIVERY, STORAGE, AND HANDLING

- A. Deliver and store Bison Wood Tiles and system components with labels intact and legible.
- B. Inspect all delivered materials to ensure they are undamaged and in good condition.
- C. Store and dispose of solvent-based materials, such as construction adhesive and materials used with solvent-based materials, in accordance with requirements of local authorities having jurisdiction.



1.7 PROJECT CONDITIONS

- A. There are no temperature restriction guidelines prescribed by Bison Innovative Products that limit deck installation work other than the practical considerations of working in unsafe or inclement weather.
- B. Bison Wood Tiles and Pedestals listed in this section are for use with pedestrian traffic only.

1.8 WARRANTY

- A. At project closeout and upon request, Bison Innovative Products can provide to the Owner or Owners Representative an executed copy of the Manufacturer's standard document outlining the terms, conditions, and limitations of their limited warranty against manufacturing defect for a period of five (5) years.
- B. The Contractor warrants that his work will remain free from defects of labor and materials used in conjunction with his work in accordance with the General Conditions for this project or a maximum of five (5) years.
- C. It is the responsibility of the Contractor installing the product listed in this section to coordinate warranty requirements with any related sections or adjacent work. Notify the Architect immediately of any potential lapses or limitations in warranty coverage.
- D. Bison Wood Tiles are covered by a limited five (5) year warranty. Bison Wood Tiles are warranted to the original owner to be free of defects in material and workmanship for the period of five (5) years from the date of purchase. This warranty also extends to defects caused by wood rot and insect infestation for the same period. Defects are defined as imperfections that impair the utility of the product. This warranty applies to conditions of normal use and does not apply to damage resulting from abuse, excess weight, or acts of nature. Bison Wood Tiles are for pedestrian use only. Use of wheeled or motorized traffic voids the warranty. This warranty does not apply to non-structural surface cracks or to variations in wood color due to weathering. If a Wood Tile is deemed defective within the terms of the warranty, Bison Innovative Products may make repairs or provide for repair services at no cost to the customer. If a repair cannot be made, a replacement Wood Tile will be furnished at no cost to the customer. Bison Innovative Products must approve all warranty related repairs, and unauthorized repairs void this warranty. This warranty does not cover shipping damage. Shipping damage must be reported directly to Bison Innovative Products immediately upon receipt of products. Please save all product packaging for a short period of time in the event that return shipping is required.

1.9 MANUFACTURERS

****NOTE TO SPECIFIER**** Retain one of the following paragraphs 1.9A-C to coordinate with requirements of Division 1 section on product options and substitutions.

- A. Acceptable Wood Tile Manufacturer: Bison Innovative Products; 701 Osage Street, Bldg 2, Unit 120, Denver, CO 80204. Toll Free 800-333-4234. Phone 303-892-0400. Fax 303-825-5988. Email: info@bisonip.com. Web: www.bisonip.com.
- B. Substitutions: Not permitted.
- C. Requests for substitutions will be considered in accordance with provisions of Section 012500.

PART 2 PRODUCTS

2.1 BISON WOOD TILES

- A. Pre-Manufactured Bison Wood Tiles
 - 1. Model: WT-IPE-24-SMOOTH Ipê Wood Tile
 - a. Dimensions: 23.875" x 23.875" x 1.69" (606 x 606 x 43 mm) nominal.
 - b. Weight per tile: 24 lbs (10.9 kg). Weight per square foot: 6 PSF (29.3 kg/m²).
 - c. Fire Rating: Class A – meets and exceeds ASTM E108-07a Spread of Flame Test.
 - d. Color: Brown Note: Tiles are a natural product and have variations in color and grain.
 - e. Surface: Smooth.
 - 2. Model: WT-IPE-24-RIBBED Ipê Wood Tile
 - a. Dimensions: 23.875" x 23.875" x 1.69" (606 x 606 x 43 mm) nominal.
 - b. Weight per tile: 24 lbs (10.9 kg). Weight per square foot: 6 PSF (29.3 kg/m²).
 - c. Fire Rating: Class A – meets and exceeds ASTM E108-07a Spread of Flame Test.
 - d. Color: Brown Note: Tiles are a natural product and have variations in color and grain.
 - e. Surface: Ribbed.
 - 3. Model: WT-IPE-3030-10PLANK-SMOOTH Ipê Wood Tile
 - a. Dimensions: 29.875" x 29.875" x 1.69" (759 x 759 x 43 mm) nominal.
 - b. Weight per tile: 34 lbs (15.4 kg). Weight per square foot: 5.4 PSF (26.4 kg/m²).
 - c. Fire Rating: Class A – meets and exceeds ASTM E108-07a Spread of Flame Test.
 - d. Color: Brown Note: Tiles are a natural product and have variations in color and grain.
 - e. Surface: Smooth.
 - 4. Model: WT-IPE-48-SMOOTH Ipê Wood Tile
 - a. Dimensions: 47.9375" x 23.875" x 1.69" (1218 x 606 x 43 mm) nominal.
 - b. Weight per tile: 48 lbs (21.8 kg). Weight per square foot: 6 PSF (29.3 kg/m²).
 - c. Fire Rating: Class A – meets and exceeds ASTM E108-07a Spread of Flame Test.
 - d. Color: Brown Note: Tiles are a natural product and have variations in color and grain.
 - e. Surface: Smooth.
 - 5. Model: WT-IPE-48-RIBBED Ipê Wood Tile
 - a. Dimensions: 47.9375" x 23.875" x 1.69" (1218 x 606 x 43 mm) nominal.
 - b. Weight per tile: 48 lbs (21.8 kg). Weight per square foot: 6 PSF (29.3 kg/m²).
 - c. Fire Rating: Class A – meets and exceeds ASTM E108-07a Spread of Flame Test.
 - d. Color: Brown Note: Tiles are a natural product and have variations in color and grain.
 - e. Surface: Ribbed.
 - 6. Model: WT-IPE-48-ECO-7PLANK-SMOOTH Ipê Eco Tile
 - a. Dimensions: 47.9375" x 23.875" x 1.69" (1218 x 606 x 43 mm) nominal.
 - b. Weight per tile: 60 lbs (27.2 kg). Weight per square foot: 7.5 PSF (36.6 kg/m²).
 - c. Fire Rating: Class A – meets and exceeds ASTM E108-07a Spread of Flame Test.
 - d. Color: Brown Note: Tiles are a natural product and have variations in color and grain.
 - e. Surface: Smooth.
 - 7. Model: WT-IPE-72-6PLANK Ipê Wood Tile (Special Order ONLY)
 - a. Dimensions: 72" x 23.875" x 1.69" (1829 x 606 x 43 mm) nominal.
 - b. Weight per tile: 71 lbs (32.2 kg). Weight per square foot: 5.9 PSF 28.8 kg/m².

- c. Fire Rating: Class A – meets and exceeds ASTM E108-07a Spread of Flame Test.
 - d. Color: Brown Note: *Tiles are a natural product and have variations in color and grain.*
 - e. Surface: Smooth or Ribbed.
8. Model: WT-IPE-96-6PLANK Ipê Wood Tile (Special Order ONLY)
- a. Dimensions: 96.0625" x 23.875" x 1.69" (2440 x 606 x 43 mm) nominal.
 - b. Weight per tile: 88 lbs (39.9 kg). Weight per square foot: 5.5 PSF (26.8 kg/m²).
 - c. Fire Rating: Class A – meets and exceeds ASTM E108-07a Spread of Flame Test.
 - d. Color: Brown Note: *Tiles are a natural product and have variations in color and grain.*
 - e. Surface: Smooth or Ribbed.
9. Model: WTFSC-100%IPE-24-8PLANK-SMOOTH FSC® Ipê Wood Tile
- a. Dimensions: 23.875" x 23.875" x 1.69" (606 x 606 x 43 mm) nominal.
 - b. Weight per tile: 24 lbs (10.9 kg). Weight per square foot: 6 PSF (29.3 kg/m²).
 - c. Fire Rating: Class A – meets and exceeds ASTM E108-07a Spread of Flame Test.
 - d. Color: Brown Note: *Tiles are a natural product and have variations in color and grain.*
 - e. Surface: Smooth.
10. Model: WTFSC-100%IPE-48 FSC® Ipê Wood Tile (Special Order ONLY)
- a. Dimensions: 47.9375" x 23.875" x 1.69" (1218 x 606 x 43 mm) nominal.
 - b. Weight per tile: 48 lbs (21.8 kg). Weight per square foot: 6 PSF (29.3 kg/m²).
 - c. Fire Rating: Class A – meets and exceeds ASTM E108-07a Spread of Flame Test.
 - d. Color: Brown Note: *Tiles are a natural product and have variations in color and grain.*
 - e. Surface: Smooth.
11. Model: WTFSC-100%IPE-72 FSC® Ipê Wood Tile (Special Order ONLY)
- a. Dimensions: 72" x 23.875" x 1.69" (1829 x 606 x 43 mm) nominal.
 - b. Weight per tile: 71 lbs (32.2 kg). Weight per square foot: 5.9 PSF (28.8 kg/m²).
 - c. Fire Rating: Class A – meets and exceeds ASTM E108-07a Spread of Flame Test.
 - d. Color: Brown Note: *Tiles are a natural product and have variations in color and grain.*
 - e. Surface: Smooth.
12. Model: WTFSC-100%IPE-96 FSC® Ipê Wood Tile (Special Order ONLY)
- a. Dimensions: 96.0625" x 23.875" x 1.69" (2440 x 606 x 43 mm) nominal.
 - b. Weight per tile: 88 lbs (39.9 kg). Weight per square foot: 5.5 PSF (26.8 kg/m²).
 - c. Fire Rating: Class A – meets and exceeds ASTM E108-07a Spread of Flame Test.
 - d. Color: Brown Note: *Tiles are a natural product and have variations in color and grain.*
 - e. Surface: Smooth.
13. Model: WTFSC-100%MASS-RIBBED FSC® Massaranduba Wood Tile
- a. Dimensions: 23.875" x 23.875" x 1.69" (606 x 606 x 43 mm) nominal.
 - b. Weight per tile: 24 lbs (10.9 kg). Weight per square foot: 6 PSF (29.3 kg/m²).
 - c. Fire Rating: Class A – meets and exceeds ASTM E108-07a Spread of Flame Test.
 - d. Color: Reddish Brown Note: *Tiles are a natural product and have variations in color and grain.*
 - e. Surface: Ribbed.
14. Model: WT-CUMARU-24-8PLANK-SMOOTH Cumaru Wood Tile
- a. Dimensions: 23.875" x 23.875" x 1.69" (606 x 606 x 43 mm) nominal.
 - b. Weight per tile: 24 lbs (10.9 kg). Weight per square foot: 6 PSF (29.3 kg/m²).
 - c. Fire Rating: Class A – meets and exceeds ASTM E108-07a Spread of Flame Test.
 - d. Color: Golden Brown Note: *Tiles are a natural product and have variations in color and grain.*
 - e. Surface: Smooth or Ribbed (Special Order ONLY).
15. Model: WT-CUMARU-48-8PLANK-SMOOTH Cumaru Wood Tile
- a. Dimensions: 47.9375" x 23.875" x 1.69" (1218 x 606 x 43 mm) nominal.
 - b. Weight per tile: 48 lbs (21.8 kg). Weight per square foot: 6 PSF (29.3 kg/m²).
 - c. Fire Rating: Class A – meets and exceeds ASTM E108-07a Spread of Flame Test.
 - d. Color: Golden Brown Note: *Tiles are a natural product and have variations in color and grain.*
 - e. Surface: Smooth or Ribbed (Special Order ONLY).
16. Model: WTFSC-100%CUMARU-24-8PLANK FSC® Cumaru Wood Tile
- a. Dimensions: 23.875" x 23.875" x 1.69" (606 x 606 x 43 mm) nominal.
 - b. Weight per tile: 24 lbs (10.9 kg). Weight per square foot: 6 PSF (29.3 kg/m²).
 - c. Fire Rating: Class A – meets and exceeds ASTM E108-07a Spread of Flame Test.
 - d. Color: Golden Brown Note: *Tiles are a natural product and have variations in color and grain.*
 - e. Surface: Smooth.
17. Model: WTFSC-100%CUMARU-48 FSC® Cumaru Wood Tile (Special Order ONLY)
- a. Dimensions: 47.9375" x 23.875" x 1.69" (1218 x 606 x 43 mm) nominal.
 - b. Weight per tile: 48 lbs (21.8 kg). Weight per square foot: 6 PSF (29.3 kg/m²).
 - c. Fire Rating: Class A – meets and exceeds ASTM E108-07a Spread of Flame Test.
 - d. Color: Golden Brown Note: *Tiles are a natural product and have variations in color and grain.*
 - e. Surface: Smooth.
18. Model: WTFSC-100%GARAPA-24-7PLANK-SMOOTH FSC® Garapa Wood Tile
- a. Dimensions: 23.875" x 23.875" x 1.69" (606 x 606 x 43 mm) nominal.
 - b. Weight per tile: 24 lbs (10.9 kg). Weight per square foot: 6 PSF (29.3 kg/m²).
 - c. Fire Rating: Class A – meets and exceeds ASTM E108-07a Spread of Flame Test.
 - d. Color: Golden Brown Note: *Tiles are a natural product and have variations in color and grain.*
 - e. Surface: Smooth.
19. Model: WT-MAHOGANY-24-5PLANK-SMOOTH Fijian Mahogany Wood Tile
- a. Dimensions: 24.125" x 24.125" x 1.77" (613 x 613 x 47 mm) nominal.
 - b. Weight per tile: 14 lbs (6.4 kg). Weight per square foot: 3.5 PSF (17.1 kg/m²).
 - c. Fire Rating: Class A – meets and exceeds ASTM E108-07a Spread of Flame Test.
 - d. Color: Golden Brown Note: *Tiles are a natural product and have variations in color and grain.*
 - e. Surface: Smooth.

20. Model: WT-BAMBOO24-4PLANK-SMOOTH Fused Bamboo Tile
 - a. Dimensions: 23.875" x 23.875" x 1.57" (606 x 606 x 40 mm) nominal.
 - b. Weight per tile: 24.35 lbs (11.07 kg). Weight per square foot: 6 PSF (29.3 kg/m²).
 - c. Fire Rating: Class A – meets ASTM E84-13a Spread of Flame Test.
 - d. Color: Dark Brown *Note: Tiles are a natural product and have variations in color and grain.*
 - e. Surface: Smooth.
21. Model: FS-1/FS-3 Fastening Kit for Bison Wood Tiles – Washer (US Patent #8,302,356) and Pedestal Screw fastens Bison Wood Tiles to the Pedestals without penetrating or damaging the Wood Tiles:
 - a. Model: FS-1 Fastening Kit RECOMMENDED for use with Bison Pedestals and Wood Tiles ONLY.
 - b. Model: FS-3 Fastening Kit RECOMMENDED for use with Bison Pedestals and Garapa Wood Tiles ONLY.

PART 3 EXECUTION

3.1 EXAMINATION

- A. Prior to installation verify the following:
 1. All elevations and deck dimensions are correct.
 2. Special features and anticipated live/dead loads on the Wood Tiles are compatible with the deck system.
 3. Substrates have been properly prepared and the project is set to proceed.
 - a. If substrate preparation is the responsibility of another installer, notify Architect of unsatisfactory preparations before proceeding.

3.2 PREPARATION

- A. Reference Installation Detail documentation for other recommended preparations.

3.3 INSTALLATION

- A. Reference Installation Detail documentation for recommended installation procedures.
- B. If a scenario is encountered during installation which is not covered in the Installation Details, please contact Bison Innovative Products at 303-892-0400 or Toll-Free at 800-333-4234.

3.4 FIELD QUALITY CONTROL

- A. During Installation:
 1. Inspect construction progress regularly to ensure that grid lines and spacing are being maintained in a straight and consistent pattern and that the Wood Tiles and Pedestals are level and not rocking. Shim as required.
 2. When installing Bison Wood Tiles, Bison recommends spacing pedestals in a 2' (24") grid; with the exception of the Bison 30" x 30" Wood Tiles which can be installed on a 30" grid.
 3. Particular attention should be paid to pedestrian entrance or access points to eliminate potential trip hazards.
 4. Unless otherwise specified in writing to allow for expansion, inspect to assure that all spacing between Wood Tiles does not exceed one tab width and there is no more than 1/8" gap at perimeter.
 5. While Bison Wood Tiles are durable, they can be damaged by mishandling or careless treatment. *Note: If tools or equipment are dropped on the tile surface, chips, cracks, gouges, scratches, or other surface damage can occur. Account for this by protecting installed Wood Tiles if further construction will occur post-installation. Important: Pay special attention to removing metal shavings or filings from Wood Tile surface, as there is a reaction causing discoloration.*
- B. Immediately Following Installation - The Owner, or the Owner's Agent, shall carefully inspect the deck system to be positive that:
 1. The new deck system is adequately blocked on all sides to contain the surface decking and related components.
 2. All required spacer tabs are in place, visible, and secure.
 3. There is no more than one tab width of space between any Wood Tiles and there is no more than 1/8" gap at perimeter.
 4. There is no ballasting rock used to completely fill in any perimeter voids.
 5. There is no rocking of Wood Tiles as foot traffic is applied to the surface.
 6. For decks with Ribbed Wood Tile surfaces, Wood Tile ribs are swept of any wood debris using a stiff bristled, non-scuffing broom or leaf blower after installation.
- C. Other - Installer and/or Architect has the responsibility of informing the Owner about performing routine maintenance on the deck. This includes:
 1. Protecting the installed Wood Tiles from damage which may occur as a result of continued construction.
 2. Checking for rocking Wood Tiles and properly applying shims as the substrate can settle and require Pedestal adjustment.
 3. Periodically checking for broken, damaged, or missing tab sets and replacing them to limit deck movement.
 4. Maintaining intact and structurally sound perimeter containment.







3.5 CARE & MAINTENANCE OF WOOD TILES










Note: Bison Innovative Products recommends that you test any cleaners or sealants in an inconspicuous area first before applying them to the installed deck.

- A. Wood Characteristics: Bison Wood Tiles are made of South American (Ipê, Massaranduba, Garapa, and Cumaru), Fijian (Mahogany), and Chinese (Fused Bamboo) hardwoods, as well as which contain a rich variety of graining and coloration and are exceptionally dense and resistant to insects. Bison Wood Tiles are a natural material and can absorb or lose moisture in different climates. The natural shading, coloration, and graining variations add to the architectural character and overall visual appeal of the finished product.
- B. General Safety Precautions when working with Bison Wood Tiles: Cutting, grinding, or sanding processes should be done outdoors or in a well-ventilated area. Wear safety glasses with side shields when cutting, sanding, or grinding this product. Use a face shield for processes that may generate excessive dusts and splinters. Wear puncture resistant work gloves, such as leather, when handling Wood Tiles. Respirators must be worn if the ambient concentration of airborne contaminants exceeds prescribed exposure limits (see OSHA Guidelines). Dust masks may be worn to avoid the inhalation of nuisance dust; dust masks are not adequate protection in environments above the occupational exposure limit. Refer to product MSDS for more information.
- C. Cutting: Bison Wood Tiles have a very high density and a slower feed rate is recommended when cutting; carbide or diamond tipped blades are highly recommended. *Note: In order to minimize checking (small cracks), it is recommended the Installer seals any cut ends with Anchorseal® or other equivalent product such as PVA Wood Glue by Elmers or Gorilla. Apply sealer with a foam brush to the cut ends only, being very careful to not get any on the top surface of the Wood Tile.*

- D. **Reassembly:** To reassemble Bison Wood Tiles after cutting, the Installer must pre-drill holes from the bottom, using a carbide drill bit designed to extract stock during drilling. *Note: Exercise caution to not drill through the top surface.* In addition, use only stainless steel screws which are durable and provide maximum fastening power. Bison Wood Tiles use 1.20" (30 mm) long #11 screws.
- E. **Fastening:** Bison Innovative Products strongly recommends the use of Bison Pedestals and the FS-1 or FS-3 Fastening Kit* (*US Patent # 8,302,356) when installing Bison Wood Tiles. The Bison Pedestal/Wood Tile system installs quickly and securely, and allows for removal later if required. The FS-1 or FS-3 Fastening Kit*, available exclusively from Bison Innovative Products, fastens Bison Wood Tiles to the Pedestals without penetrating or damaging the wood.
- F. **Cleaning & Sealing:** If desired, Bison Wood Tiles can be periodically cleaned and sealed. *Important: Pay special attention to removing metal shavings or filings from Wood Tile surface, as there is a reaction causing discoloration.* Wood stabilizers or sealants can help mitigate the loss of moisture on the top of the boards and minimize natural checking and splitting. The Installer can lightly wax the ends of the wood if desired. *Note: Small checks and splits are normal and a natural part of the wood.* The following manufacturers offer cleaning and sealing products specifically designed for use with exotic hardwoods: Cabots, Defy, Messmers, Penofin®, and Cutek.
- G. **Sanding:** If you plan to seal your deck and desire a more uniform appearance, a light sanding is highly recommended. Use 80 grit sandpaper to lightly sand the Wood Tiles and thus reduce the appearance of any minor marks, scratches, or surface imperfections. After sanding, sweep the Wood Tiles and use water to rinse away any remaining dust; allow the Wood Tiles to dry thoroughly before applying sealer. *Note: Exercise caution when sanding Ribbed Wood Tiles.*
- H. **Maintaining Tile Color:** To better maintain the rich coloration of the Wood Tiles, you can apply a penetrating oil finish with UV blocker. These products offer UV protection as well as mold and mildew protection. Before applying any finish, first clean and remove any residue from the Wood Tile as described above (see: Cleaning & Sealing/Sanding). After your initial coat is applied, an annual maintenance coat will help keep the coloration vibrant for years to come. The following manufacturers offer UV stabilizing products specifically designed for use with exotic hardwoods: Cutek and TimberPro Coatings.
- I. **Natural Aging:** Left to weather naturally, and depending on climatic conditions, Bison Wood Tiles will develop a silvery-gray patina. If you prefer this look, Bison Innovative Products recommends that a coat of wood stabilizer be applied after installation to help prevent checking or splitting. Some products provide UV protection, allowing your Bison Wood Tiles to acclimate more uniformly as weather and environmental conditions season the deck. *Note: Each board has unique characteristics and will weather at different rates.* The amount of direct and indirect sunlight, temperature, humidity, moisture, and other local conditions will factor into the time and shading of the deck. Shrinkage, cracks, and changes in the Wood Tiles are natural.
- J. **Periodic Cleaning:** Bison Innovative Products recommends using a commercial deck cleaning product which safely cleans the Wood Tile and also kills mold spores. To restore the pH balance of the deck, use a slightly acidic deck brightener. The deck tiles are ready to re-seal once they are cleaned and allowed to dry (48 hours if possible).
- K. **Pressure Washing:** You may use a pressure washer, on a low setting, to remove built-up dirt, mold, or mildew from your Bison Wood Tiles. Bison Innovative Products recommends using a professional deck cleaning contractor. *Note: Test an inconspicuous area first and be careful to use the wand in even strokes to avoid lap marks.*

END OF SECTION

<p>IPÊ WT-IPE-24 SMOOTH or RIBBED</p> 	<p>WT-IPE-24-SMOOTH or WT-IPE-24-RIBBED</p> <p>Dimensions: 23.875" x 23.875" x 1.69" nominal Weight: 24 lbs Weight PSF: 6 PSF Color: Brown Class A: ASTM E108-07a</p>	<p>IPÊ WT-IPE-48 SMOOTH or RIBBED</p> 	<p>WT-IPE-48-SMOOTH or WT-IPE-48-RIBBED</p> <p>Dimensions: 47.9375" x 23.875" x 1.69" nominal Weight: 48 lbs Weight PSF: 6 PSF Color: Brown Class A: ASTM E108-07a</p>
<p>IPÊ WT-IPE-48-ECO-7PLANK- SMOOTH</p> 	<p>WT-IPE-48-ECO-7PLANK SMOOTH</p> <p>Dimensions: 47.9375" x 23.875" x 1.69" nominal Weight: 60 lbs Weight PSF: 7.5 PSF Color: Brown Class A: ASTM E108-07a</p>	<p>IPÊ WT-IPE-3030-10PLANK-SMOOTH</p> 	<p>WT-IPE-3030-10PLANK-SMOOTH</p> <p>Dimensions: 29.875 x 29.875" x 1.69" nominal Weight: 34 lbs Weight PSF: 5.4 PSF Color: Brown Class A: ASTM E108-07a</p>
<p>IPÊ WT-IPE-72-6PLANK-SMOOTH</p> 	<p>Special Order: WT-IPE-72-6PLANK-SMOOTH</p> <p>Dimensions: 72" x 23.875" x 1.69" nominal Weight: 71 lbs Weight PSF: 5.9 PSF Color: Brown Class A: ASTM E108-07a</p>	<p>IPÊ WT-IPE-96-6PLANK-SMOOTH</p> 	<p>Special Order: WT-IPE-96-6PLANK-SMOOTH</p> <p>Dimensions: 96.0625" x 23.875" x 1.69" nominal Weight: 88 lbs Weight PSF: 5.5 PSF Color: Brown Class A: ASTM E108-07a</p>

<p>CUMARU WT-CUMARU-24-8PLANK- SMOOTH</p> 	<p>WT-CUMARU-24-8PLANK- SMOOTH Special Order: Ribbed Surface</p> <p>Dimensions: 23.875" x 23.875" x 1.69" nominal Weight: 24 lbs Weight PSF: 6 PSF Color: Golden Brown Class A: ASTM E108-07a</p>	<p>CUMARU WT-CUMARU-48-8PLANK- SMOOTH</p> 	<p>WT-CUMARU-48-8PLANK-SMOOTH Special Order: Ribbed Surface</p> <p>Dimensions: 47.9375" x 23.875" x 1.69" nominal Weight: 48 lbs Weight PSF: 6 PSF Color: Golden Brown Class A: ASTM E108-07a</p>
<p>CUMARU WT-FSC-100%-CUMARU-24- 8PLANK-SMOOTH</p> 	<p>WT-FSC-100%-CUMARU-24- 8PLANK-SMOOTH</p> <p>Dimensions: 23.875" x 23.875" x 1.69" nominal Weight: 24 lbs Weight PSF: 6 PSF Color: Golden Brown Class A: ASTM E108-07a</p> <p>Special Order: WTFSC-100%CUMARU-48 23.875" x 23.875" x 1.69" nominal Weight: 48 lbs / Weight PSF: 6 PSF</p>	<p>IPÉ WT-FSC-100%-IPE-24- 8PLANK-SMOOTH</p> 	<p>WT-FSC-100%-IPE-24- 8PLANK-SMOOTH</p> <p>Dimensions: 23.875" x 23.875" x 1.69" nominal Weight: 24 lbs Weight PSF: 6 PSF Color: Brown Class A: ASTM E108-07a</p> <p>Special Order: WTFSC-100%IPE-48 47.9375" x 23.875" x 1.69" nominal Weight: 48 lbs / Weight PSF: 6 PSF WTFSC-100%IPE-72 72" x 23.875" x 1.69" nominal Weight: 71 lbs / Weight PSF: 5.9 PSF WTFSC-100%IPE-96 96.0625" x 23.875" x 1.69" nominal Weight: 88 lbs / Weight PSF: 5.5 PSF</p>
<p>MASSARANDUBA WT-FSC-100%-MASS- RIBBED</p> 	<p>WT-FSC-100%-MASS-RIBBED</p> <p>Dimensions: 23.875" x 23.875" x 1.69" nominal Tile Weight: 24 lbs Weight PSF: 6 PSF Color: Reddish Brown Class A: ASTM E108-07a</p>	<p>GARAPA WT-FSC-100%-GARAPA-24- 7PLANK-SMOOTH</p> 	<p>WT-FSC-100%-GARAPA-24-7PLANK- SMOOTH</p> <p>Dimensions: 23.875" x 23.875" x 1.69" nominal Tile Weight: 24 lbs Weight PSF: 6 PSF Color: Golden Brown Class A: ASTM E108-07a</p>
<p>MAHOGANY WT-MAHOGANY-24-5PLANK SMOOTH</p> 	<p>WT-MAHOGANY-24-5PLANK- SMOOTH</p> <p>Dimensions: 24.125" x 24.125" x 1.77" nominal Tile Weight: 14 lbs Weight PSF: 3.5 PSF Color: Golden Brown Class A: ASTM E108-07a</p>	<p>BAMBOO WT-BAMBOO24-4PLANK- SMOOTH</p> 	<p>WT-BAMBOO24-4PLANK-SMOOTH</p> <p>Dimensions: 23.875" x 23.875" x 1.57" nominal Tile Weight: 24.35 lbs Weight PSF: 6 PSF Color: Dark Brown Class A: ASTM E84-13a</p>
		<p>FS-1/FS-3 Wood Tile Fastening Kit* *US Patent No. 8,302,356</p>	